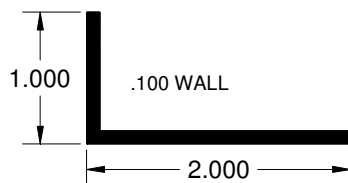
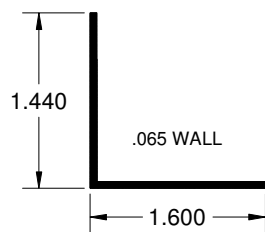
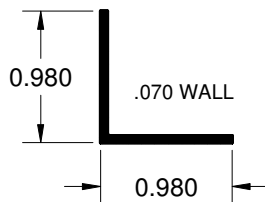
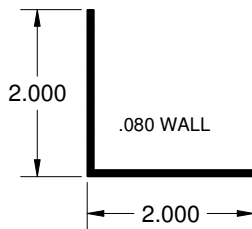
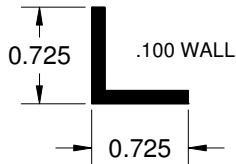
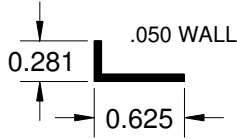
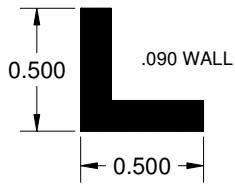


IN-HOUSE L-CANNEL TOOLING



Important facts about Sandee's L-channels:

- Parts run in ABS, clear ABS, high impact styrene
 - Black, white, and custom colors available
 - In-house fabrication
 - In-line tape

